

# Kinetics of $\text{Cu}^{2+}$ - Catalysed Redox Reaction of n-(2-hydroxyethyl) ethylenediaminetriacetatocobalt(III) with Hydrazine Monohydrate in Aqueous Acid

A. D. Onu, S. O. Idris & B. Y. Abiti

Received 24 November 2017/Accepted 23 July 2018/Published online: 04 December 2018

**Abstract** The kinetics of the  $\text{Cu}^{2+}$ -catalysed redox reaction between n-(2-hydroxyethyl) ethylenediaminetriacetatocobalt(III) (hereafter  $[\text{Co}(\text{HEDTA})\text{OH}_2]$ ) with hydrazine monohydrate (hereafter  $\text{N}_2\text{H}_5^+$ ) have been successfully investigated in aqueous acidic medium, under the following conditions  $T = 298 \pm 1 \text{ K}$ ,  $I = 0.5 \text{ mol dm}^{-3} (\text{NaClO}_4)$ ,  $[\text{H}^+] = 4.0 \times 10^{-3} \text{ mol dm}^{-3} (\text{HClO}_4)$ ,  $[\text{Cu}^{2+}] = 5.0 \times 10^{-4} \text{ mol dm}^{-3}$  and  $\lambda_{\text{max}} = 550 \text{ nm}$ . Stoichiometric study revealed that two moles of  $[\text{Co}(\text{HEDTA})\text{OH}_2]$  reacted with one mole of  $\text{N}_2\text{H}_5^+$ . The rate of the reaction was first order with respect to  $[\text{Co}(\text{HEDTA})\text{OH}_2]$  and  $[\text{N}_2\text{H}_5^+]$ , and second order overall, with  $k_2 = (9.81 \pm 0.14) \times 10^{-2} \text{ dm}^3 \text{ mol}^{-1} \text{ s}^{-1}$ . The rate of the reaction was inversely dependent on  $[\text{H}^+]$  but directly proportional to  $[\text{Cu}^{2+}]$  and both plots of  $k_2$  versus  $[\text{H}^+]^{-1}$  and  $k_2$  versus  $[\text{Cu}^{2+}]$  were linear from the origin, indicating a one term rate law with respect to both  $[\text{H}^+]^{-1}$  and  $[\text{Cu}^{2+}]$ . Changes in ionic strength had no effect on the reaction rate and temperature dependent study gave values of activated enthalpy ( $\Delta H^\ddagger$ ) and entropy ( $\Delta S^\ddagger$ ) as  $82.89 \text{ KJ mol}^{-1}$  and  $17.13 \text{ JK}^{-1} \text{ mol}^{-1}$  respectively. Spectroscopic and kinetic investigations indicated absence of detectable intermediate. Analysis of evidence adduced from the study favour the outer-sphere mechanism and it is proposed for the reaction.

**Key words:** Kinetics, Catalysed Redox Reactions, cobalt(III), Hydrazine Monohydrate.

\*A. D. Onu

Department of Chemistry  
Federal College of Education, Zaria, Nigeria  
Email: [daveonu@gmail.com](mailto:daveonu@gmail.com)

S. O. Idris

Department of Chemistry  
Ahmadu Bello University, Zaria, Nigeria

B. Y. Abiti

Department of Chemistry  
Ahmadu Bello University, Zaria, Nigeria

## 1.0 Introduction

Hydrazine monohydrate has a wide range of applications as a raw material in the synthesis of industrial chemicals (Sanjay and Qiang, 2013; Jiang *et al.*, 2015), agricultural products (Patil and Tanu, 2014) and medical drugs (Muhammad *et al.*, 2013; Anca *et al.*, 2015). The ability of hydrazine monohydrate to form the hydrazinium ion ( $\text{N}_2\text{H}_5^+$ ) makes it a suitable reductant in many redox reactions (Micheal *et al.*, 1978). To this effect, extensive studies on its catalysed redox property have been carried out as evidence by documented works (Max *et al.*, 1998; 1999; Larsen *et al.*, 2001; Ravi and Brian, 2012; Cantillo *et al.*, 2013; Ghanbari *et al.*, 2013; Shirin *et al.*, 2016). Also,  $\text{Cu}^{2+}$  has been identified as a potent catalyst for the reduction of hydrazine monohydrate even at small concentration (Carl *et al.*, 1975; Micheal *et al.*, 1978; Mondal and Banerjee, 2009). Studies (Zheng *et al.*, 2005; Ghanbari *et al.*, 2013) on the catalytic redox reactions of hydrazine showed that some of these reactions do not follow a fixed chemical stoichiometry and also the reactions can follow both the inner – sphere (Patapati *et al.*, 1986; Jhimli *et al.*, 2004; Gain *et al.*, 2011; Streszewski *et al.*, 2014) and the outer – sphere (David, 1984; Rupa *et al.*, 1999; Mshelia *et al.*, 2010) pathways. Although studies on the reactions involving hydrazine and other substrates including binuclear metal complexes of cobalt(III) (Mondal and Banerjee, 2009; Gain *et al.*, 2011) have been reported, there is paucity of kinetic data for the reaction of this reductant with cobalt(III)aminocarboxylato complexes- the oxidant of interest in this study. Due to the bulky nature of the ligands and also, the high charge on the central metal ion (Hamzeh, 2001) reactions of

cobalt(III)aminocarboxylato complexes are slow, thus making it kinetically unfavourable to be monitored. Consequently, to investigate the reduction of n-(2-hydroxyethyl)ethylenediaminetriacetatocobalt(III) by hydrazine via the catalytic action of  $\text{Cu}^{2+}$  motivated the study with the hope that the kinetic data generated from this reaction will aid in shedding more light on its mechanistic pathway.

## 2.0 Materials and Methods

All chemical reagents used were of analytical grade, distilled water was used at all times. Stock solution of  $[\text{CoHEDTA}(\text{OH})_2]$  was prepared using the methods of Dézsi *et al.*, (1976), with some minor modifications, and was characterized using UV/Visible. The UV/Visible spectrum of  $[\text{CoHEDTA}(\text{OH})_2]$  was scanned between wavelength ranges of 300 - 600 nm and gave  $\lambda_{\text{max}}$  of 382 nm and 549 nm respectively, corresponding to values for  $[\text{CoHEDTA}(\text{OH})_2]$  from previous report (Mansour, 2003). Stock solutions of  $\text{N}_2\text{H}_5^+$  and perchloric acid were made by diluting analar grade 98 %  $\text{N}_2\text{H}_4 \cdot \text{H}_2\text{O}$  (Sigma-Aldrich) of specific gravity 1.032  $\text{g cm}^{-3}$  and 70 % perchloric acid (Sigma-Aldrich) of specific gravity 1.66  $\text{g cm}^{-3}$ . The prepared acid stock was standardized titrimetrically using sodium bicarbonate as a primary standard. Stock solutions (0.1  $\text{mol dm}^{-3}$ ) of copper(II)sulphate, sodium acetate, sodium formate, and potassium perchlorate were prepared in 100  $\text{cm}^3$  volumetric flask by weighing calculated amount of each salt and dissolving with distilled water. The solutions were then made up to mark of the volumetric flask and standardized gravimetrically. Analar grade sodium perchlorate was used to maintain constant ionic strength of the reaction medium.

The stoichiometry of the reaction was determined by spectrophotometric titration, using the mole ratio method. The concentrations of  $[\text{CoHEDTA}(\text{OH})_2]$  and  $\text{Cu}^{2+}$  were kept constant at  $6.0 \times 10^{-3} \text{ mol dm}^{-3}$  and  $5.0 \times 10^{-4} \text{ mol dm}^{-3}$  respectively, while the  $[\text{N}_2\text{H}_5^+]$  was varied between  $(1.2 - 12.0) \times 10^{-3} \text{ mol dm}^{-3}$  at constant  $[\text{H}^+] = 2.0 \times 10^{-2} \text{ mol dm}^{-3}$ , ionic strength,  $I = 0.05 \text{ mol dm}^{-3}$  ( $\text{NaClO}_4$ ) and a temperature of  $298 \pm 1 \text{ K}$ . The absorbances were obtained  $\lambda_{\text{max}} = 550 \text{ nm}$ . The reaction was allowed to go to completion indicated by steady value of absorbance. From the graphs of absorbance against

mole ratio ( $\text{N}_2\text{H}_5^+ / [\text{Co}(\text{HEDTA})\text{OH}_2]$ ), the stoichiometry was evaluated.

All kinetic measurements were performed under pseudo - first order conditions with the concentrations of  $[\text{CoHEDTA}(\text{OH})_2]$  and  $\text{Cu}^{2+}$  maintained at  $6.0 \times 10^{-3} \text{ mol dm}^{-3}$  and  $5.0 \times 10^{-4} \text{ mol dm}^{-3}$  respectively, while the  $[\text{N}_2\text{H}_5^+]$  was at least 10 - fold in excess over that of the complex. Reaction rates were monitored by change in absorbance of complex with time at 550 nm on a Corning Colorimeter 252 model. Ionic strength was maintained at 0.5  $\text{mol dm}^{-3}$  ( $\text{NaClO}_4$ ) and at a constant temperature of  $298 \pm 1 \text{ K}$ . The pseudo - first order rate constants  $k_1$  were obtained from the slopes of the logarithmic plots of  $\log (A_t - A_\infty)$  against time, where  $A_\infty$  and  $A_t$  are the absorbance at the end of the reaction and at time,  $t$  respectively. From these values of  $k_1$ , the second order rate constants  $k_2$  were estimated using the relation;

$$k_2 = k_1 / [\text{N}_2\text{H}_5^+] \quad (6)$$

The effects of  $[\text{H}^+]$ ,  $\text{Cu}^{2+}$  and ionic strength on the rate of the reaction were investigated under the conditions stated in Table 1. The effect of added ions on the reaction rate was studied using  $\text{CHOO}^-$ ,  $\text{CH}_3\text{CHOO}^-$  and  $\text{K}^+$  within the concentration range  $(0.0 - 2.0) \times 10^{-2} \text{ mol dm}^{-3}$ , while maintaining a constant concentration for all other reactants as contained in Table 2.

Temperature dependent study was carried out between 293 to 313 K using thermostated waterbath to adjust the reaction temperature. After the reagents have attained the temperature of the waterbath they were mixed and quickly transferred into the cuvette of the spectrophotometre and the reaction monitored. At the end of the reaction the temperature of the solution was taken and no variation was observed. From the plot of  $\ln(1/T)$  against  $1/T$ , the activation enthalpy and entropy were determined.

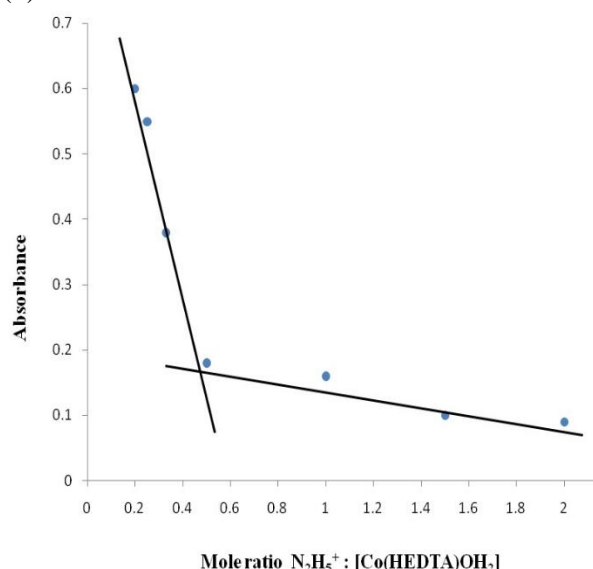
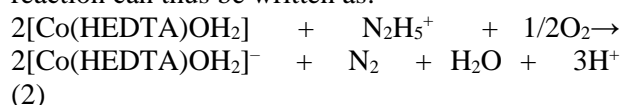
Spectrophotometric determination of detectable intermediate was carried out by comparing the spectrum of partially oxidized reaction mixtures in the range 400 - 650 nm with the spectrum of  $[\text{Co}(\text{HEDTA})\text{OH}_2]$ . The formation of an intermediate complex is often evidenced by an increase in peak height or shift in  $\lambda_{\text{max}}$  of the spectrum of the partially oxidized reaction mixture (Lohdip, 1989).



The Co(II) product of the reaction was determined spectrophotometrically and qualitatively (Hahn and Welcher, 1963).  $N_2$ , the likely product of  $N_2H_5^+$  oxidation was analyzed qualitatively.

### 3.0 Results and Discussion

The plot of absorbance against mole ratio  $[N_2H_5^+]/[Co(HEDTA)OH_2]$  (Figure 1) gave a mole ratio of 1:2. The stoichiometry of the overall reaction can thus be written as:



**Fig. 1. Stoichiometric plot for the reduction of  $[Co(HEDTA)OH_2]$  by  $N_2H_5^+$**

The pseudo – first order plot of  $\log (A_t - A_\infty)$  against time was linear for about 75 % of the reaction time (Figure 2), this shows that the reaction is first order with respect to the  $[CoHEDTAOH_2]$ . The gradient of the logarithmic plots of  $\log k_1$  vs  $\log [N_2H_5^+]$  (Figure 3) was 1.03, indicating a first order with respect to the  $[N_2H_5^+]$ . Hence the reaction is second order overall. The second order rate constants determined from  $k_1/[\text{oxidant}]$  were fairly constant (Table 1). The rate equation can be written thus:

$$-\frac{[CoHEDTAOH]}{dt} = k_2[Co(HEDTA)OH_2][N_2H_5^+] \quad (3)$$

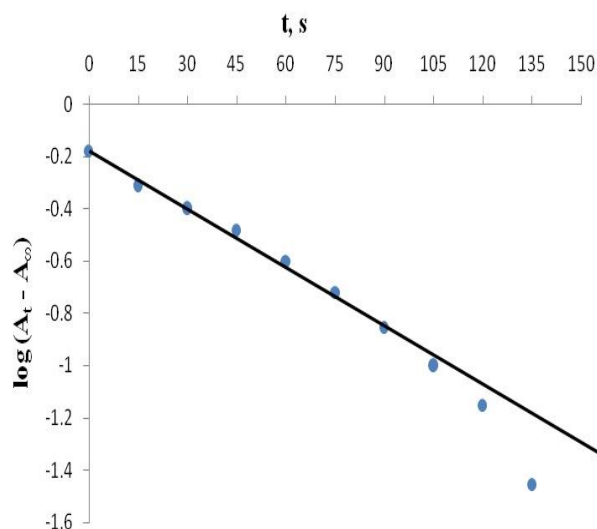
where  $k_2 = (9.81 \pm 0.14) \times 10^{-2} \text{ dm}^3 \text{ mol}^{-1} \text{ s}^{-1}$ .

The acid dependent study conform to equation (4)

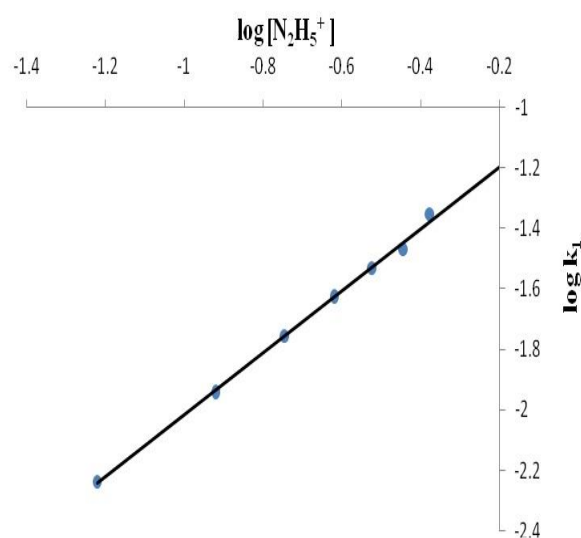
$$k_2 = a [H^+]^{-1} \quad (4)$$

Changing the ionic strength of the reaction medium ( $0.3 - 0.6 \text{ mol dm}^{-3}$ ) using  $NaClO_4$  showed no effect on the reaction rate (Table 1) evidenced by the fairly constant  $k_2$  values.

Added anions ( $CH_3COO^-$  and  $CH_3COO^-$ ) catalysed the reaction while a marked inhibition was recorded by the cation ( $K^+$ ), Table 2.



**Fig. 2. Pseudo-first order plot for the  $Cu^{2+}$ -catalysed  $[CoHEDTAOH_2] - N_2H_5^+$  reaction**



**Fig. 3. Plot of  $\log k_1$  versus  $\log [N_2H_5^+]$  for the  $Cu^{2+}$ -catalysed  $[Co(HEDTA)OH_2] - N_2H_5^+$  reaction**



**Table 1: Pseudo-first order and second order rate constants for the  $\text{Cu}^{2+}$  catalysed redox reaction of  $[\text{CoHEDTA}(\text{OH})_2]$  with hydrazine monohydrate in aqueous  $\text{HClO}_4$  medium at  $[\text{Co}^{3+}] = 6.0 \times 10^{-3} \text{ mol dm}^{-3}$ ,  $\lambda_{\text{max}} = 550 \text{ nm}$  and  $T = 298 \pm 1 \text{ K}$ .**

$10[\text{N}_2\text{H}_5^+]$ (M)	$10^3[\text{H}^+]$ (M)	$10^4[\text{Cu}^{2+}]$ (M)	$10[\text{I}]$ (M)	$10^2 k_{\text{obs}} \text{ s}^{-1}$	$10^2 k_2$ $\text{M}^{-1} \text{ s}^{-1}$
0.6	4.0	5.0	5.0	0.58	9.66
1.2	4.0	5.0	5.0	1.14	9.49
1.8	4.0	5.0	5.0	1.76	9.79
2.4	4.0	5.0	5.0	2.36	9.82
3.0	4.0	5.0	5.0	2.95	9.83
3.6	4.0	5.0	5.0	3.41	9.46
4.2	4.0	5.0	5.0	4.45	10.59
1.2	1.0	5.0	5.0	4.28	35.64
1.2	2.0	5.0	5.0	2.07	17.25
1.2	3.0	5.0	5.0	1.61	13.38
1.2	4.0	5.0	5.0	1.14	9.51
1.2	5.0	5.0	5.0	0.95	7.87
1.2	6.0	5.0	5.0	0.78	6.51
1.2	7.0	5.0	5.0	0.65	5.43
1.2	4.0	2.5	5.0	0.73	5.06
1.2	4.0	5.0	5.0	1.14	9.50
1.2	4.0	7.5	5.0	1.60	13.37
1.2	4.0	10.0	5.0	2.07	17.22
1.2	4.0	12.5	5.0	2.66	22.13
1.2	4.0	15.0	5.0	3.40	28.35
1.2	4.0	5.0	3.0	1.11	9.24
1.2	4.0	5.0	3.5	1.13	9.42
1.2	4.0	5.0	4.0	1.16	9.64
1.2	4.0	5.0	4.5	1.15	9.61
1.2	4.0	5.0	5.0	1.14	9.52
1.2	4.0	5.0	5.5	1.14	9.51
1.2	4.0	5.0	6.0	1.11	9.26

The result for the temperature dependent study (Table 3) and the plot of  $\ln(K/T)$  against  $1/T$  using Eyring's equation (Atkins and de Paula, 2006) is shown as Figure 4. The spectrum of the reaction product gave a  $\lambda_{\text{max}}$  at 509 nm typical of  $\text{Co(II)}$  aminopolycarboxylato complexes (Onu, 2015; Arunachalam *et al.*, 2015) while addition of KCN to the solution of the product effected a change

**Table 3. Pseudo-first order and second order rate constants for the temperature study on the  $\text{Cu}^{2+}$  - catalysed redox reaction of  $[\text{Co}(\text{HEDTA})\text{OH}_2]$  with hydrazine monohydrate in aqueous  $\text{HClO}_4$  medium at  $[\text{Co}^{3+}] = 6.0 \times 10^{-3} \text{ mol dm}^{-3}$ ,  $\lambda_{\text{max}} = 550 \text{ nm}$**

T (K)	$10[\text{H}_2\text{A}]$ (M)	$10^3[\text{H}^+]$ (M)	$10^4[\text{Cu}^{2+}]$ (M)	$10[\text{I}]$ (M)	$10^2 k_{\text{obs}}$ $\text{s}^{-1}$	$10^2 k_2$ $\text{M}^{-1} \text{s}^{-1}$
293	1.2	4.0	5.0	5.0	0.87	7.27
303	1.2	4.0	5.0	5.0	3.75	31.21
313	1.2	4.0	5.0	5.0	8.12	67.70

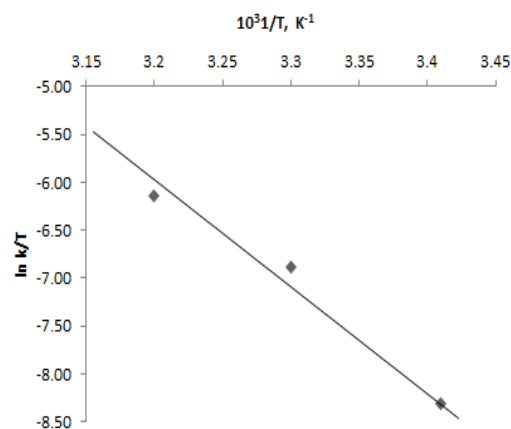
in colour from pale pink to blue, qualitatively confirming the presence of  $\text{Co(II)}$ .

From the plot, the enthalpy ( $\Delta H^\ddagger = 82.89 \text{ KJ mol}^{-1}$ ) and entropy of activation ( $\Delta S^\ddagger = 17.13 \text{ JK}^{-1} \text{ mol}^{-1}$ ) were determined.

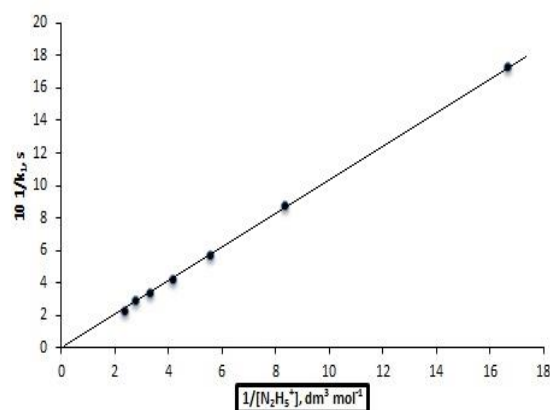
**Table 2: Effect of added ions on  $\text{Cu}^{2+}$ - catalysed  $[\text{Co}(\text{HEDTA})\text{OH}_2] - \text{N}_2\text{H}_5^+$  reaction at  $[\text{Co}(\text{HEDTA})\text{OH}_2] = 6.0 \times 10^{-3} \text{ mol dm}^{-3}$ ,  $[\text{N}_2\text{H}_5^+] = 0.12 \text{ mol dm}^{-3}$ ,  $[\text{Cu}^{2+}] = 5.0 \times 10^{-4} \text{ mol dm}^{-3}$ ,  $[\text{H}^+] = 4.0 \times 10^{-3} \text{ mol dm}^{-3}$ ,  $\text{I} = 0.5 \text{ mol dm}^{-3}$  ( $\text{NaClO}_4$ ),  $T = 298 \pm 1 \text{ K}$ ,  $\lambda_{\text{max}} = 550 \text{ nm}$**

$10^3 [\text{CHOO}^-]$ , (M)	$10^3 k_1, \text{s}^{-1}$	$10^2 k_2, \text{dm}^3 \text{mol}^{-1} \text{s}^{-1}$
0	11.38	9.48
5.0	15.83	13.19
10.0	24.08	20.07
15.0	35.40	29.50
20.0	41.04	34.20
$10^3 [\text{CH}_3\text{COO}^-]$		
0	11.43	9.52
5.0	17.52	14.60
10.0	19.73	16.44
15.0	22.42	18.68
20.0	27.43	22.86
$10^3 [\text{K}^+]$		
0	11.41	9.51
5.0	9.44	7.86
10.0	7.20	6.00
15.0	5.37	4.47
20.0	4.29	3.57





**Fig. 4:** Plot of  $\ln\left(\frac{k}{T}\right)$  against  $\frac{1}{T}$  for the  $\text{Cu}^{2+}$  -



**Fig. 5.** Plot of  $k_1^{-1}$  versus  $[\text{N}_2\text{H}_5^+]^{-1}$  for the  $\text{Cu}^{2+}$  - catalysed  $[\text{CoHEDTA}(\text{OH})_2] - \text{N}_2\text{H}_5^+$  reaction

The stoichiometry of 2:1 obtained in this study is similar with the stoichiometry of other  $\text{N}_2\text{H}_5^+$  reactions (Thakuria and Gupta, 1975; Peter *et al.*, 1991; Jhimli *et al.*, 2004; Mshelia *et al.*, 2010; Gain *et al.*, 2011). As a one electron oxidant, two moles of the cobalt(III) complex will be required for oxidation of one mole of hydrazine monohydrate. The stoichiometry obtained is associated with  $\text{N}_2$  product of  $\text{N}_2\text{H}_5^+$  oxidation, especially where a two electron transfer process is involved to give diazene (Patapati *et al.*, 1986), followed by oxidation by atmospheric oxygen to give  $\text{N}_2$  and  $\text{H}_2\text{O}$  (Wagnerova *et al.*, 1973; Cookson *et al.*, 1977).

The linearity of the pseudo – first order plot of  $\log(A_t - A_\infty)$  against time signifies a first order with respect to  $[\text{Co}(\text{HEDTA})\text{OH}_2]$ . The gradient of the

logarithmic plots of  $\log k_1$  versus  $\log [\text{N}_2\text{H}_5^+]$  was 1.03, indicating a first order with respect to the  $[\text{N}_2\text{H}_5^+]$  and thus a second order overall. Such orders have been known for reactions of  $\text{N}_2\text{H}_5^+$ .

The nature of acid dependence obtained which has been reported for the reactions of  $\text{N}_2\text{H}_5^+$  (Thakuria and Gupta, 1975; Al-Subu *et al.*, 1990; Mondal and Banerjee, 2009; Mshelia *et al.*, 2010) implies a deprotonation equilibrium step prior to electron transfer where the deprotonated form is reactive (Onu *et al.*, 2015). Although hydrazinium ion is a weak acid ( $\text{pK}_a \sim 8$ ) (Mondal and Banerjee, 2009), in the presence of  $\text{Cu}^{2+}$  its acidity is enhanced (Carl *et al.*, 1975), with  $\text{pK}_a$  4.2 thereby facilitating the deprotonating of  $\text{H}^+$  to give the inverse acid dependence observed. That  $\text{Cu}^{2+}$  is a potent catalyst for the reaction is evident from Table 1 showing an increase in the rate of reaction with an increase in  $[\text{Cu}^{2+}]$ . Of importance in this reaction is the nature and composition of the activated complex. The non-dependence of the reaction on ionic strength is indicative of activated complex, composed of either charged-neutral or neutral –neutral reactant species (Asperger, 2003, Atkins and de Paula, 2006). This result is not unexpected given that the Co(III) complex is neutral. Mondal and Banerjee, (2009) had reported similar result in a related reaction of Co(III) complex.

The catalysis of the reaction by added anions and its inhibition by cation suggest that the activated complex is not composed of bridged species. This observation is further buttressed by the result of the spectroscopic and kinetic tests for the presence of intermediate. The spectroscopic test did not show any shift in the  $\lambda_{\text{max}}$  in the spectrum of partially oxidized reaction mixture as well as the kinetic test of plotting  $1/k_1$  versus  $1/[\text{N}_2\text{H}_5^+]$  did not give intercept. These observations are common to reactions known to occur via the outer-sphere mechanism (Ali *et al.*, 1990; Onu *et al.*, 2015). Furthermore, the greater disorderliness of the activated complex indicated by the positive activation entropy,  $\Delta S^\ddagger = 17.13 \text{ JK}^{-1} \text{ mol}^{-1}$  (James, 2002) lend credence to the lack of bridged species at the activated complex and this is typical of outer-sphere reaction.

On the basis of the followings:

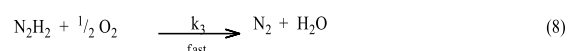
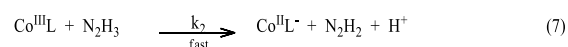
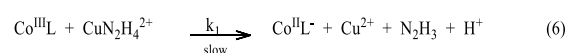
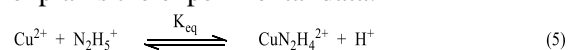
1. The zero intercept obtained from the plot of  $k_1^{-1}$  versus  $[\text{N}_2\text{H}_5^+]^{-1}$





- The positive value of the change in entropy of activation.
- The catalysis and inhibition by anions and cation respectively.
- The lack of spectroscopically determinable intermediate,

The reaction is proposed to occur via the outer-sphere mechanism. The mechanistic scheme below explains the experimental data.



Given that  $\text{Co}^{\text{III}}\text{L}$  and  $\text{Co}^{\text{II}}\text{L}^-$  are  $[\text{Co}(\text{HEDTA})\text{OH}_2]$  and  $[\text{CoHEDTAOH}_2]^-$  respectively, from equation 6:

$$\text{Rate} = k_1[\text{CuN}_2\text{H}_4^{2+}][\text{Co}(\text{HEDTA})\text{OH}_2] \quad (9)$$

From equation (5),

$$K_{eq} = \frac{[\text{CuN}_2\text{H}_4^{2+}][\text{H}^+]}{[\text{Cu}^{2+}][\text{N}_2\text{H}_5^+]} \quad (10)$$

$$[\text{CuN}_2\text{H}_4^{2+}] = K_{eq}[\text{H}^+]^{-1}[\text{Cu}^{2+}][\text{N}_2\text{H}_5^+] \quad (11)$$

$$\text{Thus, Rate} = k_1 K_{eq} [\text{H}^+]^{-1} [\text{Cu}^{2+}][\text{CoHEDTAOH}_2][\text{N}_2\text{H}_5^+] \quad (12)$$

$$\text{At constant } [\text{H}^+] \text{ and } [\text{Cu}^{2+}], \\ \text{Rate} = k[\text{CoHEDTAOH}_2][\text{N}_2\text{H}_5^+] \quad (13)$$

Where  $k = k_1 K_{eq} [\text{H}^+]^{-1} [\text{Cu}^{2+}]$ , this conforms to the experimental rate law.

#### 4.0 Conclusion

#### 5.0 References

- Ali, M., Saha, S.K. & Banerjee, P. (1990). Oxidation of Sulphur(IV) by Dodecatungstocobaltate(III) in Aqueous Acid Solution. *Dalton Transaction*, 187 – 190.
- Al-Subu, M.M, El-halawa, R.A. & Abed, H.M. (1990). Kinetics and Mechanism of Oxidation of Phenylhydrazine and p-Bromophenylhydrazine by Hexacyanoferrate(III) in Acidic Medium.

*International Journal of Chemical Kinetics*, 22: 1027 – 1037.

- Anca, M.M. Constantin, L. Gabriela, C. Simona, I.D. Ioan, G.S. & Alina, C.L. (2015). Synthesis, Characterization and Antimicrobial Activity of Some New Hydrazine Metallic Complexes. *Review Chim. (Bucharest)* 66(8): 1137 – 1142.
- Arunachalam, P. Sudhir K.S. Sathyaseelan, V.S. Toleti, S. R. (2015) A spectrophotometric method for the determination co-edta complexes. *International Journal of Applied Sciences and Biotechnology*. 3(4): 584-587.
- Asperger, S. (2003), *Chemical Kinetics and Inorganic Reaction Mechanism 2nd Edition*. Springer Science + Business Media LLC, New York. p44.
- Atkins, P & de Paula J (2006): *Atkins' Physical Chemistry*, 8<sup>th</sup> Edition, W.H. Freeman and Company, New York, pp.880-885.
- Cantillo, D. Mojtaba, M.M. Oliver, K.C. (2013). Hydrazine-mediated Reduction of Nitro and Azide Functionalities Catalyzed by Highly Active and Reusable Magnetic Iron Oxide Nanocrystals. *The Journal of Organic Chemistry*. 78, 4530–4542.
- Carl, W.R. Richard, J.W. Lester, P.K. (1975). Kinetics of the Oxidation of Hydrazine by Hydrogen Peroxide, Catalyzed by Copper(II). *Ballistic Research Laboratories Momerandum Reports*, 2523.
- Cookson, F.J. Smith, T.D. Boas, J.F. Hicks, P.R. Pilbrow, J.R. (1977). *Dalton Transactions*, 109.
- David, M.S. (1984). Reactions Involving the Hydrazinium Free Radical: Oxidation of Hydrazine by Hexachloroiridate. *Inorganic Chemistry*, 23: 2879 – 2882.
- Dezsi, I. Agnes, N. Nagy, D. (1976), After-Effects Observed in  $^{57}\text{Co}(\text{III})$ -HEDTA Complex, *Journal de Physique Colloques*, 37(c6), 909-911.
- Gain, S. Mishra, R. Mukhopadhyay, S. Banerjee, R. (2011). Mechanistic Studies on Oxidation of Hydrogen Peroxide and Hydrazine by a Metal-Bound Superoxide. *Inorganica Chimica Acta*, 373, 311–314
- Ghanbari, P.S. Rasoolzadeh, M. Salimi, M. (2013). "Analytical Study of Platinum Group Catalysts Deactivation in Catalytic Propellant in Space



- Industry". *1st National Industrial Catalyst Conference, Shiraz, Iran.*
- Hahn, R.B. & Welcher, F.J. (1963). Inorganic qualitative analysis: A short course for introductory chemistry. *Journal of Chemical Education*, 40, 8, pp. 442-449.
- Hamzeh, M.A. (2001). Kinetics of Oxidation of L-Ascorbic Acid by Cobalt(III) Complexes, *Journal of the Chemical Society of Pakistan*, 23, 2, pp. 69-73.
- Iyun, J.F. Ayoko, G.A. Lawal, H.M. (1992). *India Journal of Chemistry*, Sec A 31, pp. 943-946.
- James, H. E. (2002), *Kinetics and Reaction Mechanisms Second Edition*. McGraw – Hill, p156-160.
- Jhimli, B. Kabita, D. Subrata, M. (2004). Mechanistic Studies on Oxidation of Hydrazine by an oxo – diiron(III,III) Complex in Aqueous Acidic Media – Proton Coupled Electron Transfer. *Dalton Transactions*, pp. 2910 – 2917.
- Jiang, Y. Hong-Bin, D. Zhong, Y. Chen, D. Wang, P. (2015). Complete and Rapid Conversion of Hydrazine Monohydrate to Hydrogen over Supported Ni–Pt Nanoparticles on Mesoporous Ceria for Chemical Hydrogen Storage. *Chemistry- A European Journal*, 21, pp. 15439 – 15445.
- Larsen, J. W. John, J. Matthew, S. John, L.S. (2001). Carbon-catalyzed Decompositions of Hydrazine and Hydroxylamine. *Carbon* 39, pp. 473–481.
- Lim, P. & Zhong, Y. (1989). The Copper-Catalyzed Redox Reaction between Aqueous Hydrogen Peroxide and Hydrazine. 2. Reaction Mechanism, Model Analysis, and a Comparison of Model and Experimental Results. *Journal of American Chemical Society*, 111, pp. 8404 – 8410.
- Lohdip, Y.N. (1989). *Kinetics and Mechanism of the Oxidation-Reduction Reactions of Diaquotetrakis(2,2'-Bipyridine- $\mu$ -oxo-diruthenium(III) Ion in Acid Medium*. Unpublished M.Sc thesis, A.B.U Zaria, Nigeria.
- Mansour, M.A. (2003). Kinetics and Mechanism of the oxidation of [N-(2-hydroxy-ethyl)ethylenediamine-N,N',N'-triacetatecobalt(II)] by Vanadate Ion, *Transition Metal Chemistry*, 28, pp. 276–279.
- Max, L., Paul, R. & Joërg, W. (1998). Reduction of Aromatic Nitro Compounds with Hydrazine Hydrate in the Presence of an Iron Oxide Hydroxide Catalyst. I. The Reduction of Monosubstituted Nitrobenzenes with Hydrazine Hydrate in the presence of Ferrihydrite. *Applied Catalysis*, 172, pp. 141–148.
- Max, L. Ronny, R. & Paul, R. (1999). Reduction of Aromatic Nitro Compounds with Hydrazine Hydrate in the Presence of an Iron Oxide/Hydroxide Catalyst. III. The Selective Reduction of Nitro Groups in Aromatic Azo Compounds. *Applied Catalysis*, 17, pp. 9-14.
- Micheal, G. M., Gregory, A. U. & Sue, E.B. (1978). *Oxidation of Hydrazine in Aqueous Solution*. Environmental sciences Research Division. Book Series, Edited by Karlin K. D..
- Mondal, A. & Banerjee, R. (2009). Kinetics and Mechanism of the Uncatalysed Oxidation of Hydrazine with Superoxide Co-Ordinated to Cobalt(III). *Indian Journal of Chemistry*, 48(a), pp. 645 – 649.
- Mshelia, M. S., Iyun, J. F., Uzairu, A. & Idris, S. (2010). Kinetics and Mechanism of the Oxidation of Hydrazine Dihydrochloride by Aqueous Iodine. *Journal of American Science*, 6, 9, pp. 293-296.
- Muhammad, A. A., Adnan, A., Aziz, U. R., Khadija, N., Sabahat, Z. S., Khalid, M. K., Muhammad, A. & Syeda, A.E. (2013). Synthesis, Structural Characterization and Enzyme Inhibition Studies on 5-(2-nitrostyryl)-1,3,4-oxadiazole-2-thiol Derivatives. *Journal of the Chilean Chemical Society*. 58, 4, pp. 2186 – 2190.
- Onu, A.D., Iyun, J. F. & Idris, S.O. (2015). Kinetics and Stoichiometry of the Reduction of Hydrogen Peroxide by an Aminocarboxylatecobaltate(II) Complex in Aqueous Medium. *Open Journal of Inorganic Chemistry*, 5, pp. 75-82.
- Osunlaja, A.A. Idris, S.O. Iyun, J.F. (2013). Kinetics and Mechanism of Thiourea Oxidation by Oxygenated  $[\text{Co}_2(\text{O}_2)(\text{NH}_3)_{10}]^{5+}$  Complex. *Journal of chemical and Pharmaceutical Research*, 5, 2, pp. 328 – 336.
- Patapati, S. R., Nabeen, K. R. & Rama, K.P. (1986). Kinetics and mechanism of oxidation of hydrarine by tri-iodide ion in aqueous acidic Media. *Dalton Transactions*, pp. 1189-1192.
- Patil, K.C. & Tanu, M.R. (2014), *Inorganic Hydrazine Derivatives Synthesis, Properties and*



- Applications*. John Wiley & Sons, Ltd, United Kingdom.
- Peter, T.A.D. Mishra, D.K. Mittal, R.K. Gupta, Y.K. (1991). Kinetics and mechanism of oxidation of hydrazinium ion with peroxomonophosphoric acid in acid perchlorate solutions and role of trace iodide ions. *International Journal of Chemical Kinetics*, 23, pp. 203 – 213.
- Ravi, E. and Brian, P. (2012). Synthesis of nickel nanoparticles by hydrazine reduction: mechanistic study and continuous flow synthesis. *Journal of Nanoparticle Research*, 14, pp. 800.
- Rupa, S., Aditya, P. & Raj, N. M. (1999). Outer-sphere mechanism of the oxidation of hydrazine and hydrazinium ion by 12-tungstocobaltate(iii) ion in acetic – acetic acid buffer: marcus treatment. *Indian Journal of Chemistry*, 38(a), pp. 680 – 685.
- Sadagopa, V.M.R. Sundaram, S. Venkatasubramanian, N. (1975). Oxidation of hydrazine by Cr(vi) oxide: kinetic and mechanistic studies in the presence of complexing agents. *Inorganica Chimica Acta*, 13, pp. 133-139.
- Sanjay, K. S. and Qiang, X. (2013). Nanocatalysts for hydrogen generation from hydrazine. *Catalysis Science and Technology*, 3:1889-1900.
- Shirin, N.O. Changlin, Z. Sang, Y.H. Harry, M.C. Zhenmeng, P. (2016). Synthesis and Property of a Helwingia-structured Nickel Nitride/Nickel Hydroxide Nanocatalyst in Hydrazine Decomposition. *Royal Society of Chemistry Advances*, 6, pp. 38494–38498.
- Streszewski, B. Jaworski, W. Szaciłowski, K. Paclawski, K. (2014). Kinetics and mechanism of redox reaction between tetrachloroaurate(iii) ions and hydrazine. *International Journal of Chemical Kinetics*, pp. 1–10.
- Sultan, S.M.S., Al-zamil, Z., I. Al-hajjaji, A. M., Al-tamrah, S. A, & Aziz, A. A. M. (1985). A Kinetic Study on the Determination of hydrazine by iodine in sulphuric acid media. *Journal of the Chemical Society of Pakistan*, 7, 2, pp. 93 – 99.
- Thakuria, M. B. & Gupta, Y.K. (1975). Kinetics and Mechanism of electron transfer reactions of aqueous and Co-ordinated thallium (III), Part II: reduction of hexa-aquathallium(iii) by hydrazine. *Dalton Transactions*, pp. 2541 – 2545.
- Wagnerova, D.M. Schwertnerova, E. Veprek-siska, J. (1973). *Collection of Czechoslovak Chemical Communications*, 38 ,pp. 756.
- Zegal, J. H. Sergio, L. Soledad, U. (1986). A Mechanistic study of the electro-oxidation of hydrazine on phthalocyanines of Vo, Cr, Mn, Ni, Cu and Zn attached to graphite electrodes. *Journal of Electroanalytical Chemistry*, 210 , pp. 95-110.
- Zheng, M., Cheng, R., Chen, X., Li, N. & Li, L. Wang, X. Zhang, T. (2005). A novel approach for co-freeh<sub>2</sub> production via catalytic decomposition of hydrazine. *International Journal of Hydrogen Energy*. 30, pp. 1081-1089.

